



RAZER BLACKSHARK V2 X USB

MASTER GUIDE

Embrace the sound of esports with the **Razer BlackShark V2 X USB**—an esports headset that's a triple threat of amazing audio, superior mic clarity, and supreme sound isolation. Armed with an upgraded noise-cancelling mic and top-tier audio drivers, your competitive play is destined to turn pro.

CONTENTS

1. WHAT'S INSIDE3

2. WHAT'S NEEDED4

3. LET’S GET YOU COVERED4

4. TECHNICAL SPECIFICATIONS5

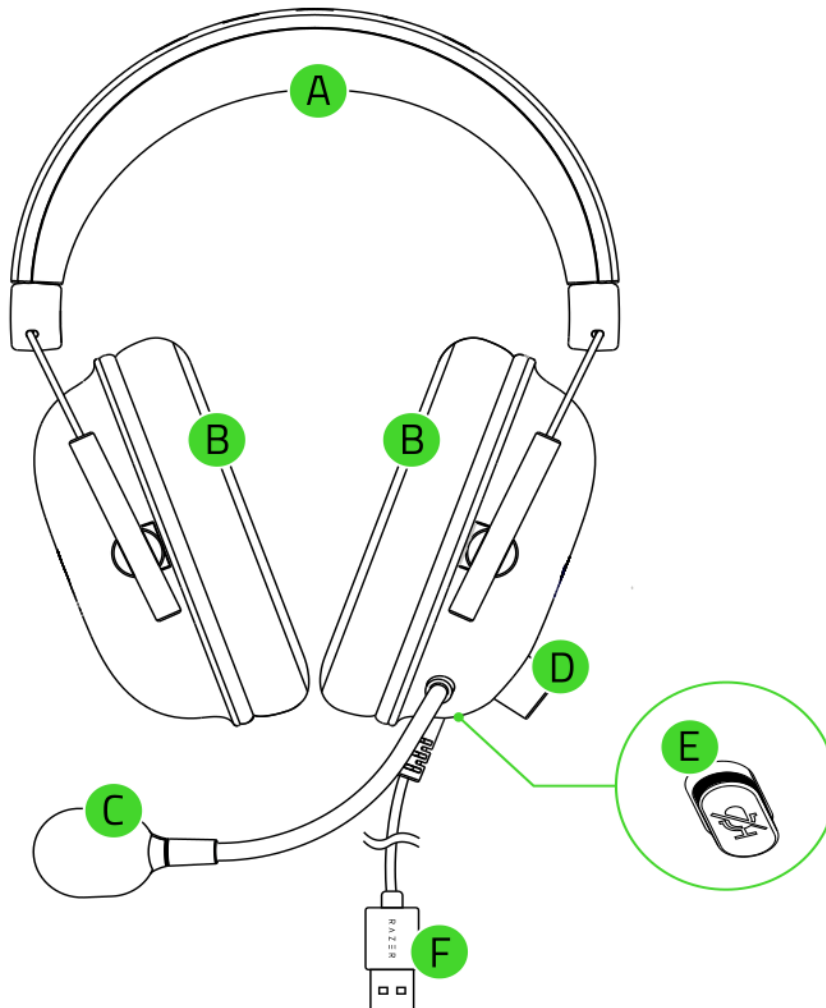
5. SETTING UP YOUR RAZER BLACKSHARK V2 X USB6

6. SAFETY AND MAINTENANCE8

7. LEGALESE9

1. WHAT'S INSIDE

- Razer BlackShark V2 X USB



- A. Adjustable padded headband
- B. Hybrid memory foam cushions
- C. Razer™ HyperClear noise-cancelling mic
- D. Volume control knob
- E. Mic mute button
- F. USB Type A connector

- Important product information guide

2. WHAT'S NEEDED

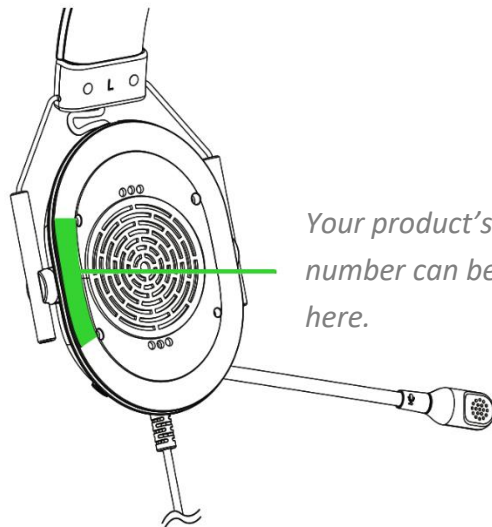
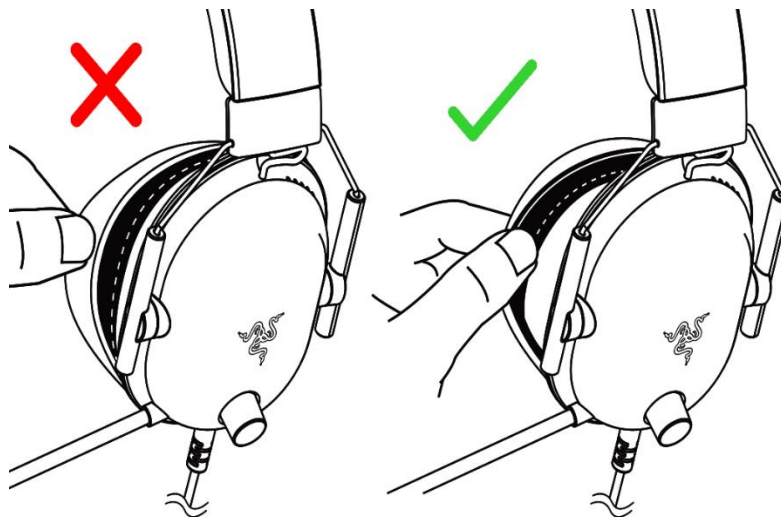
- USB Type A port
- Windows® 10 64-bit (or higher)

3. LET'S GET YOU COVERED



Register your product and score exclusive benefits

razerid.razer.com/warranty



Your product's serial number can be found here.

4. TECHNICAL SPECIFICATIONS

HEADPHONES

- Frequency response: 20 Hz – 20 KHz
- Impedance: 32 Ω @ 1 KHz
- Sensitivity (@ 1KHz): 98 dB SPL/mW,1 KHz
- Drivers: Customized Dynamic 50 mm Driver
- Inner ear cup diameter: 63 mm x 43 mm / 2.48 in x 1.69 in
- Connection type: USB Type A
- Cable length: 2 m / 6.56 ft
- Approx. weight: 240 g / 0.53 lbs
- Oval ear cushions: Hybrid memory foam cushions

MICROPHONE

- Frequency response: 100 Hz – 10 KHz
- Signal-to-noise ratio: 60 dB
- Sensitivity (@1 kHz): -42dB V / Pa,1 KHz
- Pick-up pattern: Unidirectional
- Mute Function: Click-to-mute

ON-EARCUP CONTROLS

- Volume up and down
- Mic mute on/off toggle

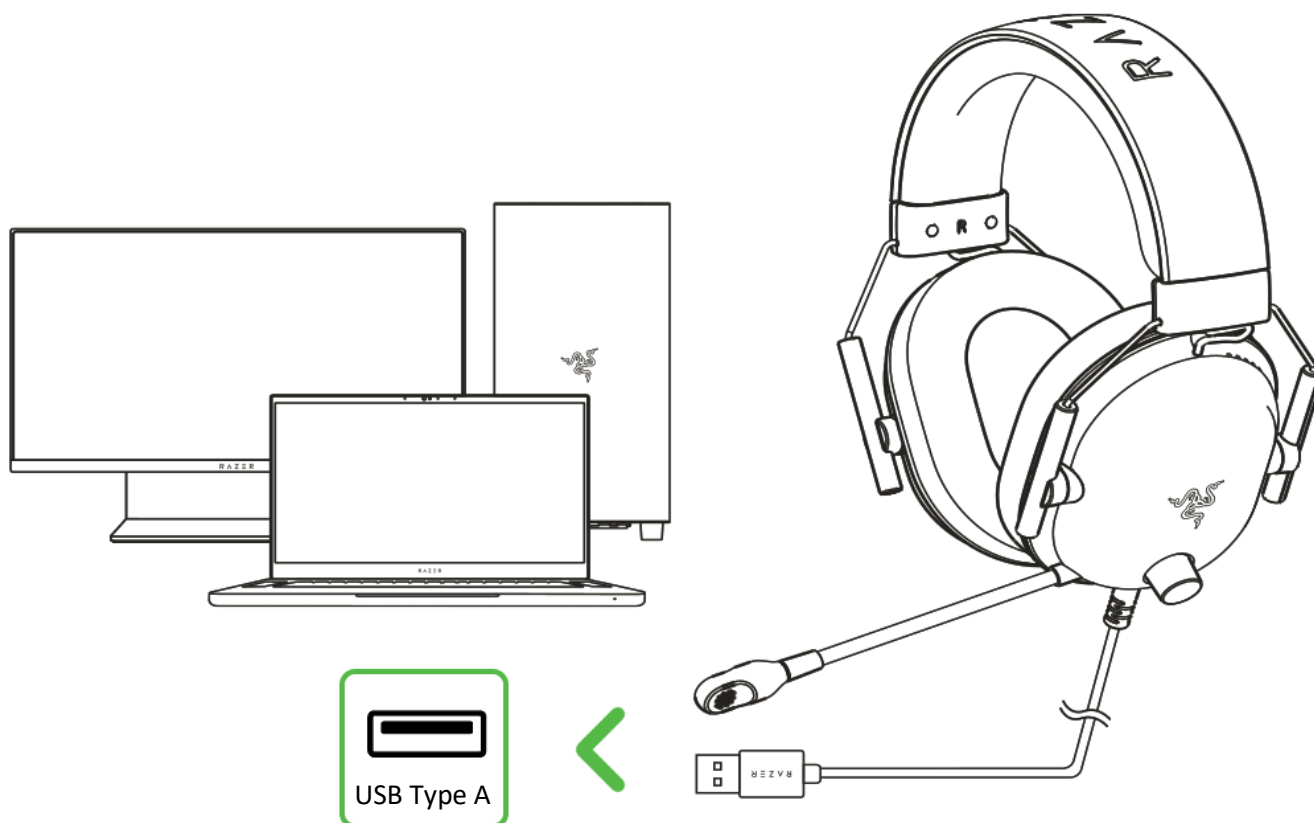
AUDIO USAGE

- Audio Usage: Devices with USB Type A port
- Surround sound: Only available on Windows® 10 64-bit (or higher)

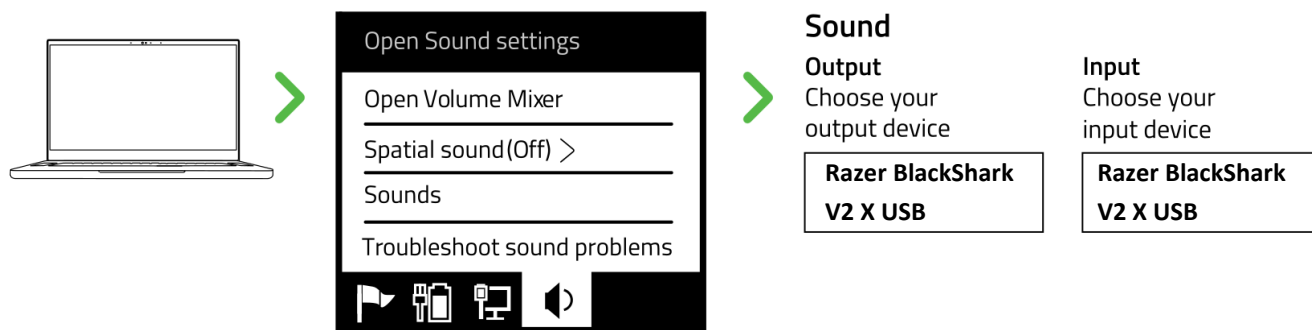
5. SETTING UP YOUR RAZER BLACKSHARK V2 X USB

SETTING IT UP

1. Connect the headset to any of the USB ports on your PC.



2. On your device (if applicable), set the **Razer BlackShark V2 X USB** as the default **Input** and **Output Device**.



i When using the headset with other compatible devices, make sure to set the Razer BlackShark V2 X USB as its default input and output device.

ACTIVATE THE 7.1 SURROUND SOUND*

Experience accurate positional sound that's specifically designed for games, movies, and music.

1. Download the 7.1 Surround Sound software from razer.com/7.1-surround-sound.
2. Register your product at razerid.razer.com/products to get your activation code sent to your email.

**Only available on Windows® 10 64-bit and above.*

6. SAFETY AND MAINTENANCE

SAFETY GUIDELINES

To achieve maximum safety while using your Razer BlackShark V2 X USB, we suggest that you adopt the following guidelines:

Should you have trouble operating the device properly and troubleshooting does not work, unplug the device and contact the Razer hotline or go to support.razer.com for assistance.

Don't take apart the device, and don't attempt to operate it under abnormal current loads. Doing so will void your warranty.

Keep the device away from liquid, humidity, or moisture. Operate the device only within the specific temperature range of 0°C (32°F) to 40°C (104°F). Should the temperature exceed this range, unplug the device to let the temperature stabilize to an optimal level.

We recommend stretching the headset gently apart before placing them over your head to minimize headband stress. However, please avoid overstretching the headset beyond its technical limits.

The device isolates external ambient sounds even at low volumes, resulting in lowered awareness of your external surroundings. Please remove the device when engaging in activities that require active awareness of your surroundings.

Listening to excessively loud volumes over extended periods can damage your hearing. Furthermore, legislation of certain countries permits a maximum sound level of 86db to affect your hearing for 8 hours a day. We, therefore, recommend that you reduce the volume to a comfortable level when listening for prolonged periods. Please, take good care of your hearing.

MAINTENANCE AND USE

The Razer BlackShark V2 X USB requires minimum maintenance to keep it in optimum condition. Once a month, we recommend you clean the device using a soft cloth or cotton swab to prevent dirt buildup. Do not use soap or harsh cleaning agents.

7. LEGALESE

COPYRIGHT AND INTELLECTUAL PROPERTY INFORMATION

©2022 Razer Inc. All rights reserved. Razer, the triple-headed snake logo, Razer logo, and “For Gamers. By Gamers.” are trademarks or registered trademarks of Razer Inc. and/or affiliated companies in the United States or other countries. All other trademarks are the property of their respective owners.

Windows and the Windows logo are trademarks or registered trademarks of the Microsoft group of companies.

Razer Inc. (“Razer”) may have copyright, trademarks, trade secrets, patents, patent applications, or other intellectual property rights (whether registered or unregistered) concerning the product in this guide. Furnishing of this guide does not give you a license to any such copyright, trademark, patent or other intellectual property right. The Razer BlackShark V2 X USB (the “Product”) may differ from pictures whether on packaging or otherwise. Razer assumes no responsibility for such differences or for any errors that may appear. Information contained herein is subject to change without notice.

LIMITED PRODUCT WARRANTY

For the latest and current terms of the Limited Product Warranty, please visit [razer.com/warranty](https://www.razer.com/warranty).

LIMITATION OF LIABILITY

Razer shall in no event be liable for any lost profits, loss of information or data, special, incidental, indirect, punitive or consequential or incidental damages, arising in any way out of distribution of, sale of, resale of, use of, or inability to use the Product. In no event shall Razer’s liability exceed the retail purchase price of the Product.

GENERAL

These terms shall be governed by and construed under the laws of the jurisdiction in which the Product was purchased. If any term herein is held to be invalid or unenforceable, then such term (in so far as it is invalid or unenforceable) shall be given no effect and deemed to be excluded without invalidating any of the remaining terms. Razer reserves the right to amend any term at any time without notice.